
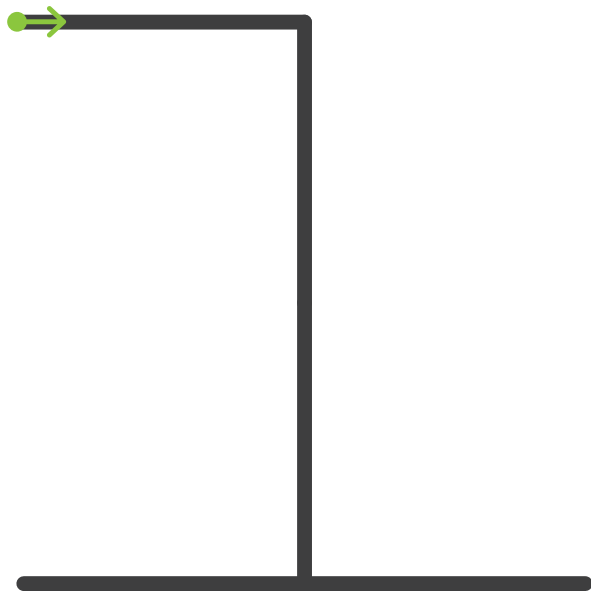


m
matatalab

DIGIS




A coding workspace with a sequence of six green blocks: up, right with three dots, up, left with three dots, up, and down. The third and sixth blocks have blue number '2' labels below them. Below the blocks is a 2x6 grid of light brown dots.







2





3

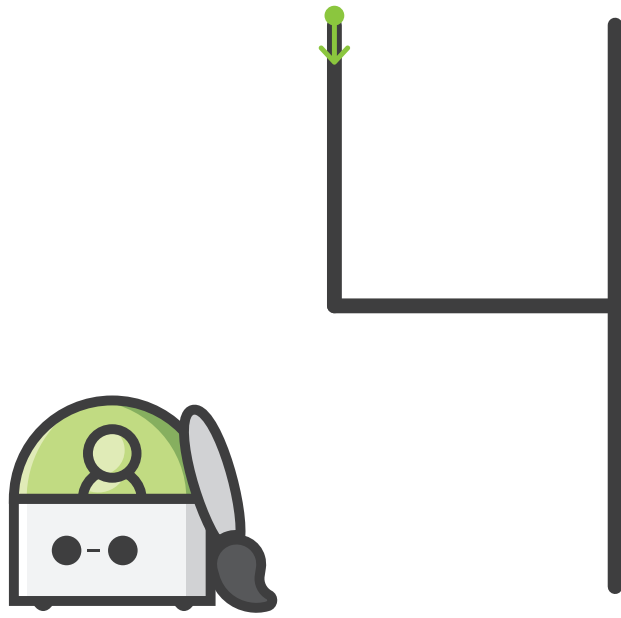


3



3



A large light-brown rounded rectangle containing a sequence of six colored blocks (green and dark green) with icons and two blue boxes with numbers 3 and 2. The blocks from left to right are: a dark green block with a circular arrow icon and a blue box with the number 3 below it; a light green block with an upward arrow icon; a light green block with a leftward arrow and three dots icon; a dark green block with a square icon and a circular arrow icon; a light green block with a leftward arrow and three dots icon; and a light green block with an upward arrow icon and a blue box with the number 2 below it. Below the blocks is a 2x6 grid of light brown dots.





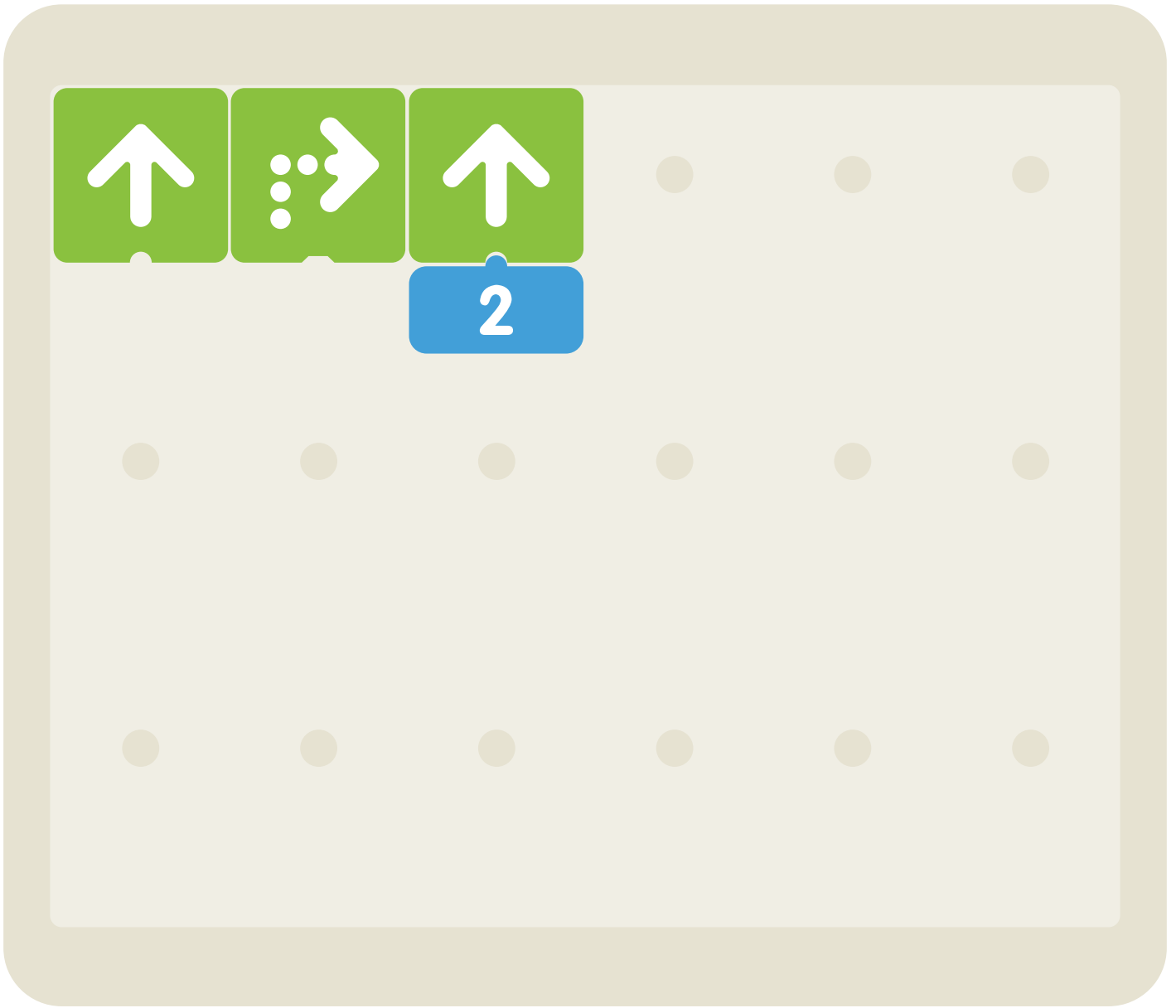
A Scratch-style block palette with a light beige background. The top row contains six blocks: a dark green 'Repeat' block with a play button icon, a light green 'Move Up' block with an upward arrow, a light green 'Move Left' block with a leftward arrow and three dots, a dark green 'Repeat' block with a square icon, a light green 'Move Down' block with a downward arrow, and a light green 'Move Left' block with a leftward arrow and three dots. Below the first block is a blue block with the number '3'. Below that is a light green 'Move Up' block. The rest of the palette is empty, showing a grid of light beige squares with small brown dots in the center of each square.



A Scratch-style coding workspace with a light beige background and a grid of dots. The workspace contains the following blocks from top to bottom:



- Row 1: Three light green blocks. The first is an up arrow, the second is a left arrow with three dots, and the third is an up arrow.
- Row 2: Four blocks. The first is a dark green loop block with a play button icon. The second is a light green up arrow. The third is a light green left arrow with three dots. The fourth is a dark green loop block with a square icon.
- Row 3: A blue block with the number '4'.







4

3



3

2



A coding workspace with a grid of 6x2 blocks. The top row contains six green blocks with icons: up arrow, right arrow with three dots, up arrow, left arrow with three dots, down arrow, and left arrow with three dots. Below the first and fifth blocks are blue blocks with the number '2'. The second row contains a green up arrow block followed by five empty slots with light brown dots. The third row contains five empty slots with light brown dots.

