

SAVANT

SAVANT® REM-1000 PRO SYSTEM REMOTE AND BASE

QUICK REFERENCE GUIDE

BOX CONTENTS – SKU: REM-1000-02 / REM-1000I-02

- (1) Savant Pro Remote (model: SUR-1000-00)
- (1) Savant Pro Remote Base (model: SRB-1000-02)
 - (1) USB Power Supply with Interchangeable Blades (025-0162-xx)
 - (1) USB Power Supply - Domestic Use Only (025-0157-xx)
- (1) 1.5 m USB A to micro USB B cable (064-0409-xx)
- (1) Quick Reference Guide (this document)

IMPORTANT! Dependent on the SKU ordered will determine which power supply is included.

SPECIFICATIONS

ENVIRONMENTS

Temperature 32° to 104° F (0° to 40° C)

Humidity 10% to 90% (non-condensing)

DIMENSIONS

	Height	Width	Depth	Weight
Remote	7.24 in	1.97 in	1.06 in	0.33 lb
<i>SUR-1000-xx</i>	(183.8 mm)	(50.0 mm)	(27.0 mm)	(148.6 g)
Remote Base	1.17 in	4.16 in	3.10 in	0.36 lb
<i>SRB-1000</i>	(29.6 mm)	(105.6 mm)	(78.8 mm)	(163.4 g)
Packaging with contents	8.85 in	4.90 in	3.71 in	1.60 lb
	(224.8 mm)	(124.4 mm)	(94.2 mm)	(725.0 g)

POWER

Power Supply 100/240V AC (60/50 Hz) to 5V DC 2A

Base Input 5V DC 2A

Remote Battery Rechargeable Lithium-Ion

DISPLAY

Touchscreen High Resolution Multi-Color LCD Display

LCD Dimensions 2.57 in (65.3 mm) x 1.46 in (37.0 mm)
Diagonal 2.95 in (74.9 mm)

STANDARDS

Wireless  Wi-Fi® (802.11 b/g/n 2.4 GHz)

Bluetooth Bluetooth v4.0

Security WPA™, WPA2™, WPA™ + WPA2™, WEP

REGULATORY

Safety & Emissions  FCC Part 15,  CE Mark,  C-Tick,  UL

Pro Remote Base Contains FCC ID: TLZ-CU277B and IC: 6100A-CU277B

Pro Remote FCC ID: ASU-CRU0100 and IC: 10052A-CRU0100

RoHS Compliant

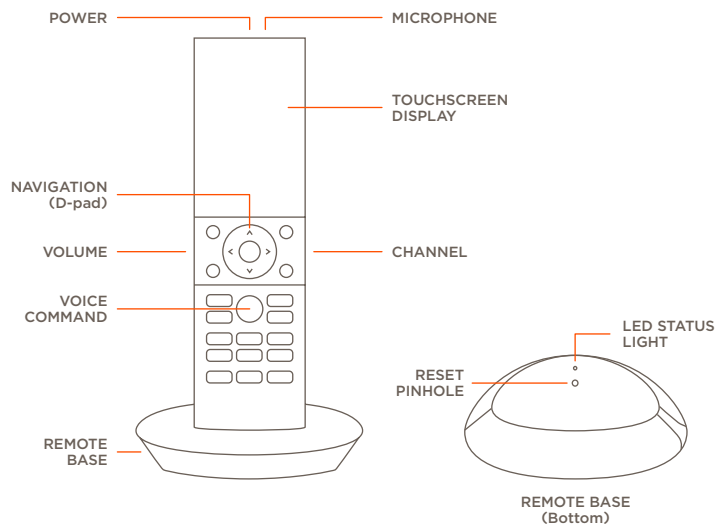
MINIMUM SUPPORTED RELEASE

Savant OS: da Vinci 8.0

ADDITIONAL INFORMATION

- The Pro Remote and Base need to be within 30 feet (9.14 m) of each other to communicate.
- Support for up to two Pro Remotes per user zone.
- Automatic software updates to the Remote will initiate if it is left cradled overnight, with no A/V services active.
- Software updates can be initiated manually from the About page on the Remote (only if update is available).
- The Pro Remote Base will receive firmware updates when updated firmware is available in the da Vinci software running on the Host.

GET TO KNOW THE REMOTE



POWER BUTTON

- Press/Release**
- Powers the Remote on. Savant Logo will appear in 5-7 seconds.
 - With the Remote powered on, the power button can toggle the last used A/V service on or off.

Press/Hold 5 sec. Powers Remote off.

MICROPHONE

The microphone for Voice Commands is positioned under the small hole on top of Remote.

IMPORTANT: Do not insert objects into the microphone opening.

TOUCHSCREEN DISPLAY

- Multi-colored LCD display with multiple pages for viewing and control of available services.
- Motion activated.
- One touch and swipe operation.

VOLUME

Increase or decrease volume of the service selected on the touchscreen display (active service).

CHANNEL

Channel Up or Channel Down the service selected on the touchscreen display (active service).

NAVIGATION (D-pad)

- Standard up, down, left, and right arrows for on-screen control.
- Press and hold the up/down arrows to page up or page down the on-screen menus.
- Press the Select button at the center of the D-pad to select the highlighted item.

VOICE COMMAND

Activate services, scenes, environmental controls, and various other functions using voice commands. Press and hold the Voice Command button, wait for the on-screen prompt, and speak the commands clearly.

TIP: Speak the phrase Voice Commands into the Remote to open a list of supported commands.

REMOTE BASE

Charging

Charges the battery when the Remote is set into the Remote Base.








Wi-Fi

Remote Base communicates with the Host over the local Wi-Fi network.

Bluetooth

Remote Base communicates with the Pro Remote using Bluetooth v4.0.

REMOTE BASE LED STATES

Off	- No power
On Solid (Yellow) 	- The base is rebooting. - The base is provisioned with network credentials but cannot connect to the local network. This can occur because either the network is down or the network credentials have changed.
Blinks Once (Yellow) 	- The base is in Access Point Provisioning Mode and ready to be provisioned and connected to the local network.
Blinks Once (Green) 	- The base is provisioned and connected to the local network.
On Solid (Green) 	- The base is connected to the local network and communicating with the Host.
Rapid Blink (Red) 	- The reset button on bottom of base is held down for at least five seconds. When button is released, the rapid blink will stop and the base will reboot.
Rapid Blink (Yellow) 	- The locate feature was activated using Smart-Connect.
Blinking (Yellow/Green) 	- Firmware is updating on the base.

NETWORK REQUIREMENTS

Savant requires a wireless network that is configured to make use of at least one of the supported wireless standards listed in the Specifications Table.

Connect all Savant devices to the same local area network (LAN) or subnet as the host. Savant recommends not implementing any type of traffic or packet shaping in your network topology for the Savant devices as this may interfere with performance.

NETWORK CONFIGURATION

To ensure that the IP Address will not change due to a power outage, a static IP Address or DHCP reservation should be configured. Savant recommends using DHCP reservation within the router. By using this method, static IP Addresses for all devices can be managed from a single UI, avoiding the need to access devices individually.

Setting DHCP reservation varies from router to router. Refer to the documentation for the router to configure DHCP reservation.

Refer to the REM-1000 Pro Remote Deployment Guide (009-1398-xx) located on the Savant Community for information on connecting the Pro Remote Base to the local network.

ADDITIONAL DOCUMENTATION

Additional Documentation is available on the Savant Community.

- REM-1000 Pro Remote Deployment Guide (009-1479-xx)
- REM-1000 Pro Remote User Guide (009-1410-xx)

Savant.com

© 2017 Savant Systems, LLC, 45 Perseverance Way, Hyannis, MA 02601
Telephone: 508 683 2500

Printed in China.
009-1378-02, 170601



Part # HDH6A002010 3D

For product information:



FCC INTERFERENCE STATEMENT: PRO REMOTE AND BASE

This device complies with Part 15 of the FCC Rules. Operation is subject to the following two conditions:

1. This device may not cause harmful interference, and
2. This device must accept any interference received, including interference that may cause undesired operation.

This equipment has been tested and found to comply with the limits for a Class B digital device, pursuant to Part 15 of the FCC Rules. These limits are designed to provide reasonable protection against harmful interference in a residential installation. This equipment generates, uses and can radiate radio frequency energy and, if not installed and used in accordance with the instructions, may cause harmful interference to radio communications. However, there is no guarantee that interference will not occur in a particular installation. If this equipment does cause harmful interference to radio or television reception, which can be determined by turning the equipment off and on, the user is encouraged to try to correct the interference by one of the following measures:

- Reorient or relocate the receiving antenna.
- Increase the separation between the equipment and receiver.
- Connect the equipment into an outlet on a circuit different from that to which the receiver is connected.
- Consult the dealer or an experienced radio/TV technician for help.

FCC Caution

Any changes or modifications not expressly approved by the party responsible for compliance could void the user's authority to operate this equipment.

This transmitter must not be co-located or operating in conjunction with any other antenna or transmitter.

FCC Identifier for Savant Remote

This device electronically displays the FCC declaration of conformity logo as well as the FCC and IC identifier. This information can be found on the device by accessing: ≡ (main menu) → Settings → About.

Identificateur de la FCC et d'IC pour Savant Remote

Ce périphérique par voie électronique affiche le logo de déclaration de conformité FCC ainsi que l'identificateur de la FCC et d'IC. Cette information peut être trouvée sur le terminal en accédant à: ≡ (menu principal) → Settings (Paramètres) → About (A propos de).

Radiation Exposure Statement: Pro Remote Base

This device meets the government's requirements for exposure to radio waves.

This device is designed and manufactured not to exceed the emission limits for exposure to radio frequency (RF) energy set by the Federal Communications Commission of the U.S. Government.

The exposure standard for wireless device employs a unit of measurement known as the Specific Absorption Rate, or SAR. The SAR limit set by the FCC is 1.6W/kg. *Tests for SAR are conducted using standard operating positions accepted by the FCC with the device transmitting at its highest certified power level in all tested frequency bands.

INDUSTRY CANADA STATEMENT: PRO REMOTE AND BASE

This device complies with Industry Canada license-exempt RSS standard(s). Operation is subject to the following two conditions:

1. This device may not cause interference, and
2. This device must accept any interference, including interference that may cause undesired operation of the device.

Le présent appareil est conforme aux CNR d'Industrie Canada applicables aux appareils radio exempts de licence. L'exploitation est autorisée aux deux conditions suivantes:

1. L'appareil ne doit pas produire de brouillage, et
 2. L'utilisateur de l'appareil doit accepter tout brouillage radioélectrique subi, même si le brouillage est susceptible d'en compromettre le fonctionnement.
- This Class B digital apparatus complies with Canadian ICES-003.
 - Cet appareil numérique de la classe B est conforme à la norme NMB-003 du Canada.
 - This device complies with RSS-310 of Industry Canada. Operation is subject to the condition that this device does not cause harmful interference.
 - Cet appareil est conforme à la norme RSS-310 d'Industrie Canada. L'opération est soumise à la condition que cet appareil ne provoque aucune interférence nuisible.
 - This device and its antenna(s) must not be co-located or operating in conjunction with any other antenna or transmitter, except tested built-in radios. The County Code Selection feature is disabled for products marketed in the US/Canada.
 - Cet appareil et son antenne ne doivent pas être situés ou fonctionner en conjonction avec une autre antenne ou un autre émetteur, exception faites des radios intégrées qui ont été testées. La fonction de sélection de l'indicatif du pays est désactivée pour les produits commercialisés aux États-Unis et au Canada.

Radiation Exposure Statement: Pro Remote Base

This equipment complies with IC radiation exposure limits set forth for an uncontrolled environment. This equipment should be installed and operate with minimum distance 20cm between the radiator and your body.

Déclaration d'exposition aux radiations: Pro Remote Base

Cet équipement est conforme aux limites d'exposition aux rayonnements IC établies pour un environnement non contrôlé. Cet équipement doit être installé et utilisé avec un minimum de 20 cm de distance entre la source de rayonnement et votre corps.